

Ó

f

÷

)

(

,

2

3

			787,560,687
10		1.00	0
	10	0	



	61 4

	35		2016.06.01--2018.12.31

	2018	2017		2016
	1,779,589,084.67	1,284,423,666.00	38.55%	1,029,195,759.68
	100,200,771.35	95,437,070.59	4.99%	60,487,154.50
	93,767,689.03	76,239,226.08	22.99%	47,560,832.34
	797,866,604.24	-14,076,376.13	5,806.90%	-107,251,418.16
/	0.13	0.16	-18.75%	0.20
/	0.13	0.13	0.00%	0.16
	7.08%	7.00%	0.08%	6.13%
	2018	2017		2016
	3,820,870,783.68	2,952,851,523.98	29.40%	2,486,127,190.04
	1,442,599,376.71	1,390,218,307.75	3.77%	1,333,575,934.93

	359,119,977.20	425,234,021.50	189,387,759.07	805,847,326.90
	46,063,897.61	9,438,861.13		

	45,340,664.10	3,522,024.45	42,766,926.47
	-202,127,762.46	12,688,761.33	730,980,885.70

1

2

	2018	2017	
	3,858.38	309,429.97	
	18,178,412.83	16,351,299.75	
	312,957.81		
	2,660,665.42	666,614.36	
	-13,311,535.50	4,004,086.80	

	234,622.78	25,315.09	39,050.57	
	6,433,082.32	19,197,844.51	12,926,322.16	--

1

1

1

2

1

15,218.70	16.26%	10,020.01	4.99%
-----------	--------	-----------	-------

45	52%
----	-----

1

2

1

2

30

386

38

3

4

E10z~É

52%

177,958.91

45

4

5

6

PPP

2018 10

SPV

2018 1 5

2018 6

4

A/O+MBR


1

2

1

	2018		2017		
	1,779,589,084.67	100%	1,284,423,666.00	100%	38.55%

	1,777,062,505.36	99.86%	1,277,758,992.36	99.48%	39.08%
	2,526,579.31	0.14%	6,664,673.64	0.52%	-62.09%



5000										30%	

5



	47.22%
	39.67%

5

1		705,965,575.40	39.67%
2		42,627,012.82	2.40%
3		34,379,351.16	1.93%



14				
15				

	2018	2017	2016
	36	35	30
	2.25%	2.19%	1.70%
	38,907,745.36	33,841,787.91	23,810,117.59
	2.19%	2.63%	2.31%
	7,423,035.50	8,762,158.86	6,621,835.37
	19.08%	25.89%	27.81%
	6.77%	9.18%	10.68%

19.08% 3,890.77 2.19% 742.30
 386 38 6.77%

5

	2018	2017	
	2,554,176,070.57	1,404,829,302.41	81.81%

	941,539,300.00	690,975,430.00	36.26%
	805,632,248.37	581,833,995.63	38.46%
	135,907,051.63	109,141,434.37	24.52%
	734,466,050.72	-159,207,535.01	561.33%

1	5806.90%
2	21.67%
3	24.52%

1

153,257,888.97	79,605,177.20	92.52%

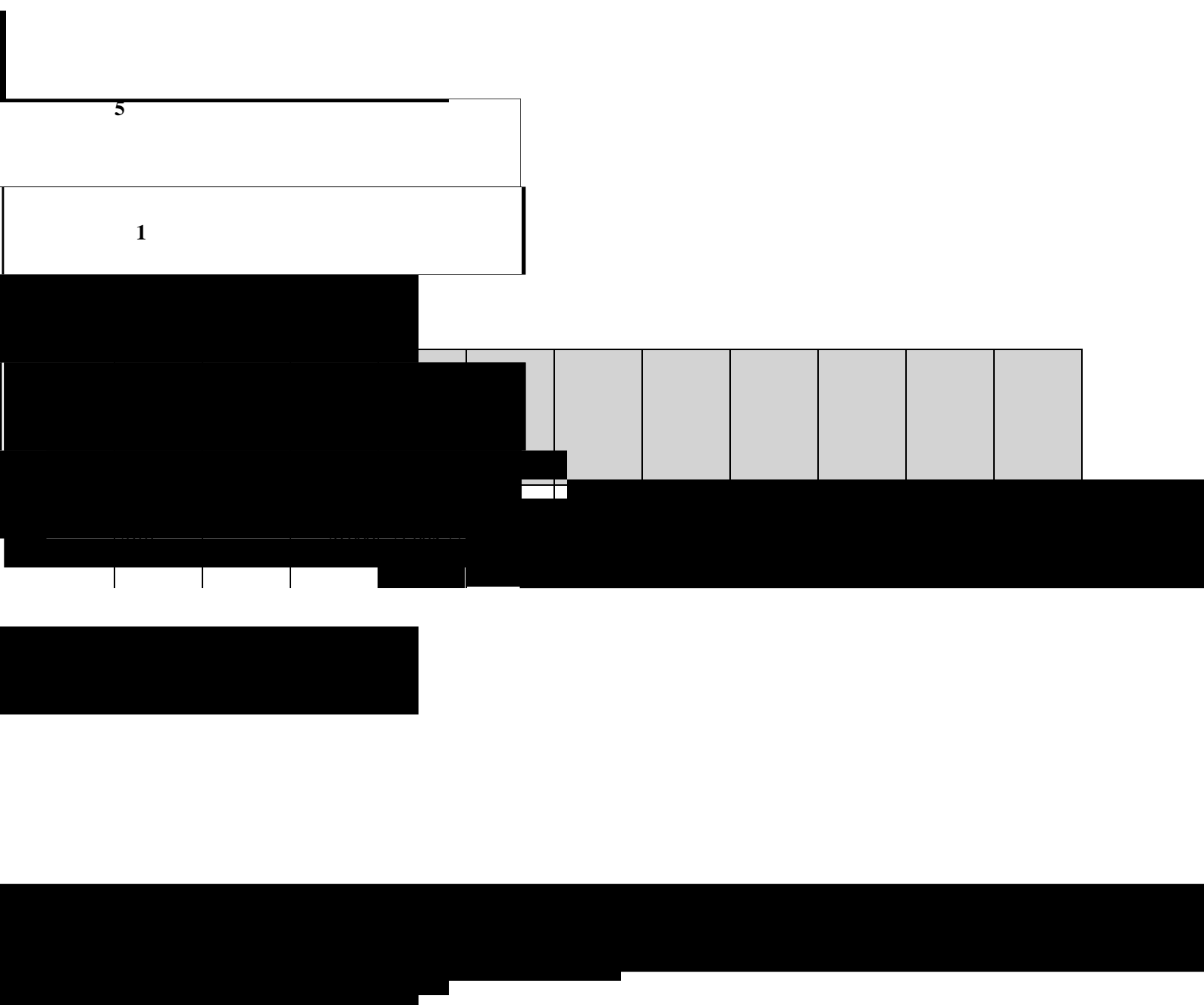
2

3

4

5

1



	--	0	0	0	0	--	--			--	--
	--	70,000	52,252.01	3,920.78	40,303.33	--	--	0	0		

		8,000						
		5,000						
	3,000			12				
							2018	
	4							
								5,000
				2019	3	29		
			3,000					

--	--	--	--	--	--	--	--	--


1

1

Итого

10	0
10	1.00
10	0
	787,560,687
	78,756,068.70

12 31	318,944,275	10	1.00
10 15		2017 5 5	2016
2 2017			[2018] ZG10968
2017	27,193,019.03	10%	2,719,301.90
43,876,552.20	2016	31,894,427.50	2017 12 31
36,455,841.83	231,657,390.76	2018	
		2018 5 8	2017
3 2018			
2018	75,083,347.17	10%	7,508,334.72
36,455,841.83	2018 12 31	104,030,854.28	
253,940,626.15	2019		
	2018 12 31	6	787,560,687
10	1.00	78,756,068.70	
	2018		





			50%			
						2018 5 28
						320000
						6.355 /
						203.36
						2018 6 4
			2018 1 17 6 5000			
				2018 01 16		360014
		6				6.209 /
						223.53
						2018 6 15
						3750000
						6 /
						2250
				2018 1		2018 1 17
		16	12 1500			
				2018 01 15		
			15 /			
						2309357
			6			6.494 /



1499.7

3 2018

	100

2018 3 29

2018 4 25

2018

2018 3 30


2018 10 22

2018 10 23

2018-085

2018-084

1



2

3

3,417,117.48

10%

10%

2

1

C3	0	C4	0
A1+B1+C1	0	A2+B2+C2	321.32
A3+B3+C3	2,000	A4+B4+C4	85.12
A4+B4+C4		0.06%	
D		0	
E 70%		85.12	
F 50%		0	
D+E+F		85.12	

2

3

1

		5,000	0	0
		10,000	0	0
		15,000	0	0

2

4

--	--	--	--	--	--	--

		2018									
						139,975				2018 09 18	2018 082

1

30

2018

AA 2018


2

1




2018	6	5	2018	2018	6	5	2019	6	4	
		12					10	/		
		5,000								
2018	6	28								9,800,000
		49,980,000					5.10	/		1.23%
		2018	6	28						2018-066

2



1



0.58% 4,587,680

3

;

	2017 3 9		2018 3 9
10			

4 **10%**

5

					03 09	03 08					
					2018 42 03 09	2021 03 08					
					2017 46 07 14	2020 07 13					
					2017 43 07 14	2020 07 13					

	--	--	--	--	--	--	191,362,867	6,739,389	0	0	198,138,238

			2018 03 09	
			2018 03 09	
			2018 03 09	
			2018 03 09	
			2018 03 09	
			2018 03 09	
			2018 03 09	
			2018 03 09	
			2018 03 09	
			2018 03 09	

			2018 03 09	
			2018 03 09	
			2018 03 09	
			2018 03 09	
			2018 05 11	
			2018 05 11	
			2018 05 11	

1

1991 6

MBA

2013 5

CEO

2017 3

PPP

PPP

200

PPP

2013 5 --2017 2

2016 8 2015

10 2017 10 201

1968

2010 2013 2006 3

2015 2014

2015 7 2014 5

2016 1 2017

Ärärp

3

1970

1996

1997 2006 7

IPO

2006 8

IPO

1997 11

2006 7

2016 **8**

2016 11

2015 2017

PPP

			2001 06 28	2019 04 16	
			2015 09 15	2019 03 18	
			2015 05 04	2019 03 18	

2018

2018

2018

807.21

			28		130.32	
			48		141.77	

			34		49.8	
--	--	--	----	--	------	--

400

1,550

1

2

3

9

3

1

2018

AA 2018

1

2

3

4

5

1

2018		47.28%	2018 03 09	2018 03 10	2018-014
2018		22.78%	2018 04 25	2018 04 26	2018-039
2017		47.78%	2018 05 08	2018 05 09	2018-042
2018		47.15%	2018 06 05	2018 06 05	2018-055
2018		47.65%	2018 07 02	2018 07 02	2018-067
2018		47.64%	2018 11 23	2018 11 23	2018-096

2

1

	14	11	3	0	0		5
	14	11	3	0	0		5
	14	11	3	0	0		5
	1	1	0	0	0		1
	1	1	0	0	0		1
	1	1	0	0	0		1

2

3

1 2018 1 30

2 2018 3 29

3 2018 4 10

2017

2017

2018

2017

4 2018 5 11

5 2018 5 21

< >

6 2018 6 14

7 2018 7 16

8 2018 8 21

2018

9 2018 10 22

10 2018 11 7

11 2018 12 28

1

	12	5
	10	4
		0
		0
		0
		0

--

[2019] ZG11088

	2019 04 18
--	------------

	2019 04 17
	[2019] ZG11096

[2019]

2018 12 31

2018

2018 12 31

2018

2018

70,596.56

39.67 %

,

--	--

2018

1

2

3

4

5

6

2019 4 17

1

	2018 12 31	2017 12 31
	1,207,490,768.78	468,369,545.57
	625,626,349.65	653,608,054.05

	2,212,053.57	
	556,381,993.51	561,819,105.76

	43,965,444.43	56,241,019.40
	25,000,000.00	25,000,000.00
	307,644,477.37	257,786,302.96
	2,267,092,307.58	1,499,746,059.09
	797,360,687.00	797,360,687.00
	253,940,626.15	251,780,328.54
	49,980,000.00	

	18,341,534.78	35,753,057.51
	569,800,378.59	394,176,238.80
	2,212,053.57	
	49,924,204.48	86,100,362.10
	1,831,110.13	101,757,483.05
	1,068,946,637.69	962,059,833.70
	44,950,000.00	25,000,000.00

2018

	1,978,406,754.78	1,710,683,368.86
	3,047,353,392.47	2,672,743,202.56
	878,440,300.00	623,168,300.00
	79,279,383.35	19,503,391.77
	1,830,777.87	1,550,000.00
	191,157.65	356,788.69
	4,536,481.53	15,538,301.52
	872,540,708.91	802,496,103.37
	20,480,424.00	20,461,385.87
	1,857,299,233.31	1,483,074,271.22
	4,575,432.99	4,844,552.31

	1,931,211,488.21	1,581,704,645.47
	797,360,687.00	797,360,687.00



155,556,821.17

2.		
3.		
4.		
5.		
1.		
2.		
3.		
4.		
5.		

5.		
1.		
2.		
3.		
4.		
5.		
6.		
7.		
8.		
9.		
	75,083,347.17	27,193,019.03

5

	2018	2017
	2,096,043,318.72	1,200,755,396.56

	30,283,613.02	
		115,790,000.00
	519,688,282.86	384,597,525.68
	-198,881,868.27	-253,899,863.75
	13,500,000.00	5,578,430.00
	13,500,000.00	
	928,039,300.00	667,127,000.00
		18,270,000.00
	941,539,300.00	690,975,430.00
	694,441,449.78	507,658,345.28
	60,200,102.87	63,310,233.94
		92,890.29
	50,990,695.72	10,865,416.41
	805,632,248.37	581,833,995.63
	135,907,051.63	109,141,434.37
	-425,736.88	-372,729.50
	734,466,050.72	-159,207,535.01
	429,307,768.85	588,515,303.86
	1,163,773,819.57	429,307,768.85

6

2018	2017
------	------

	3,000,486,914.74	3,049,315,306.83
	221,747,124.30	285,005,689.98
	24,218,969.47	15,758,813.74
	21,760,072.02	9,889,851.99
	2,831,823,009.16	2,168,554,792.78
	3,099,549,174.95	2,479,209,148.49
	-99,062,260.21	570,106,158.34
	289,289,320.00	
	2,468,764.93	52,605,479.45



59,908,775.07

1			
2			

5															
6															
1															
2															
	797,3				253,94	49,980			33,072		408,20		1,442,	111,17	1,553,
	60,68				0,626.	,000.0			,972.2		5,091.		599,37	9,099.	778,47
	7.00				15	0			2		34		6.71	39	6.10

	2017														



5																
6																

1												
2												
3												
4						49,980,0 00.00						-49,980,0 00.00
									7,508,334 .72	-7,508,334. 72		
1												

	797,36	231,657	49,980,0	33,072,97	104,030,85	1,116,141
	0,687.	,390.76	00.00	2.22	4.28	,904.26
	00					

		4,880.00				
2008				2008		
				285.00		5,165.00
2009						
	2009	1033		2009	10 20	1,800.00
1		1,800.00				
	2009	10 30			300021	6,965.00
2009						6,965.00
6,965.00			6,965.00	13,930.00		6,965.00
13,930.00						
	2010					13,930.00
	13,930.00		13,930.00	27,860.00		13,930.00
27,860.00						
	2015	9 28				<

Dayu Water Ltd.	

1

5

6

8

9

A

B

10

A

B

C

11

1

2

A

B

B

C

D

E

13

C

17

A

19

1

2

20

21

A

B

22

1

B

25

26

27

A

B

C

D

28 /

29

1

		2,212,053.57	0
		" "	1,947,256.03
		1,633,227.34	
		53,420,000.00	
		0	

2

	35,332,656.76	35,332,656.76	
	87,013,004.01	87,013,004.01	
	8,682,344.59	8,682,344.59	
	22,165,058.43	22,165,058.43	
	5,322,566.69	5,322,566.69	
	16,586,979.46	16,586,979.46	
	912,330,669.81	912,330,669.81	
	2,952,851,523.98	2,952,851,523.98	
	623,168,300.00	623,168,300.00	
	445,785,971.38	445,785,971.38	
	36,774,717.69	36,774,717.69	
	9,327,081.87	9,327,081.87	
	67,242,210.32	67,242,210.32	
	34,419,121.36	34,419,121.36	
		1,633,227.34	
	23,686,385.87	23,686,385.87	

	1,453,105,464.89	1,453,105,464.89	
	2,952,851,523.98	2,952,851,523.98	

	2017 12 31	2018 1 1	
	344,272,692.24		
	35,753,057.51		
	394,176,238.80	394,176,238.80	
	86,100,362.10		

	37,605,000.00		
	98,630,374.25		
	1,581,704,645.47		
	797,360,687.00		
	231,657,390.76		

	15.00%
	15.00%
	15.00%
	15.00%
	15.00%
	15.00%
	15.00%
	25.00%
	15.00%
	15.00%
	25.00%
	25.00%

	25.00%
	25.00%
	25.00%
()	25.00%
	25%
	25%
Dayu Water Ltd.	23%

2

1

	472,735.60	9119.54D 1

3

	375,000.00	
	625,251,349.65	653,608,054.05

714,663, 364.59	99.82%	89,412,0 14.94	12.51%	625,251,3 49.65	725,045,5 36.94	100.00%	71,437,48 2.89	9.85%	653,608,05 4.05
--------------------	--------	-------------------	--------	--------------------	--------------------	---------	-------------------	-------	--------------------

	128,000.00
	506,471.92
	94,354.87

	8,424,941.00	12.59
	3,181,391.62	4.76
	2,810,816.38	4.20
	2,007,442.75	3.00
	26,324,591.75	39.35

5

	2,212,053.57	
	132,517,528.49	

	191,697.11	
	3,103,805.59	2,556,091.14
	151,303,524.72	122,295,719.35

2

1	1	75,549,051.70
1	2	43,430,996.60
2	3	22,909,432.32
3	4	4,225,450.70
4	5	1,475,226.30

			2,717,694 2-3 1,932,092.61		
	--	40,627,862.05	--	26.85%	6,168,796.05

6**1**

	511,060.97	2,086,628.58		12,732.72		2,584,956.83
	3,320,979.62			3,320,979.62		

	56,099,18		39,289,32	-1,430,62						15,379,24	
	5.47		0.00	0.33						5.14	

1



4.					
1.	234,587,070.33	81,615,440.59	6,132,546.88	6,701,713.76	329,036,771.56

	11.4	89,138,662.25		89,138,662.25	44,611,282.66		44,611,282.66
		84,662,968.06		84,662,968.06			

1						
	4,447,221.46		4,447,221.46	4,582,015.04		4,582,015.04
6	4,242,656.81		4,242,656.81			

			760,946. 32			760,946. 32							
--	--	--	----------------	--	--	----------------	--	--	--	--	--	--	--

PPP

	1,414,102.00	--
--	--------------	----

1

84,395,886.58

2

78,749,913.13


3

1,414,102.00

12**1**

(2)					
4.					
1.					
2.					





--	--	--

2



	3,187,996.90	
	2,127,549.86	
	2,123,671.00	
	2,073,973.52	
	1,985,237.97	
	1,633,022.90	
	1,246,119.44	
	14,377,571.59	--

20

1

1	138,097,137.82	29,818,867.93
1-2	6,406,813.67	2,619,827.37
2-3	1,821,751.88	651,154.18
3	3,538,371.76	3,684,868.21

21

1

	9,060,341.37	168,972,772.70	167,207,680.22	10,825,433.85
-	266,740.50	11,900,797.01	12,032,845.72	134,691.79
	9,327,081.87	180,873,569.71	179,240,525.94	10,960,125.64

	48,272,351.64	35,615,692.43
	46,667,982.54	26,360,531.19
	652,194.32	797,471.00
	3,803,973.48	2,244,208.47
	1,654,779.40	1,013,294.45
	1,103,953.98	631,241.07
	413,792.14	423,422.99
	274,570.24	34,236.13
	16,945.99	62,135.30
	58,435.59	58,435.56
	1,742.25	1,541.73
	102,920,721.57	67,242,210.32

	12,117,982.15	181,506.91
	28,584,891.62	7,705,818.85
	981,998.00	1,163,529.21
	32,528,411.70	23,735,039.05
	74,213,283.47	32,785,894.02

2 1

27

--	--	--

	200,000.00			50,000.00			150,000.00	
	100,000.00			50,000.00			50,000.00	

2000

90,000.00

2017	2,700,000.00			300,000.00			2,400,000.00	
	56,241,019.4 0	150,000.00		12,425,574.9 7			43,965,444.4 3	

29

	25,000,000.00	25,000,000.00
	25,000,000.00	25,000,000.00

30

		+					
	797,360,687.00						797,360,687.00

33

	18,043,703.84	7,508,334.72		25,552,038.56
	7,520,933.66			7,520,933.66
	25,564,637.50	7,508,334.72		33,072,972.22

10%

34

		315,512,654.71	254,689,313.52
		315,512,654.71	254,689,313.52
		100,200,771.35	95,437,070.59
		7,508,334.72	2,719,301.90
			31,894,427.50
		408,205,091.34	315,512,654.71

35

	1,771,576,629.54	1,268,441,676.71	1,277,758,992.36	941,427,767.74
	8,012,455.13	4,721,578.11	6,664,673.64	4,449,409.68
	1,779,589,084.67	1,273,163,254.82	1,284,423,666.00	945,877,177.42

36

	6,087,918.94	4,559,181.63
	2,702,732.03	2,096,038.50
	16,439.99	373.40
	1,333,364.88	1,279,576.36

	3,123,623.28	3,079,922.84
	24,528.12	22,268.72
	1,472,074.47	1,080,597.27

	5,833,585.62	4,565,351.72
	9,089,861.35	4,873,375.22
	3,833,781.09	2,857,160.86
	2,668,401.65	2,035,339.59
		8,160.18
	22,164,947.88	13,740,246.90
	155,556,821.17	99,345,252.12

39

	4,898,718.57	4,757,330.38
	1,368,953.29	
	1,286,460.79	51,490.80
	846,000.00	
	365,344.83	
	176,533.17	
	171,115.65	
	9,198,789.72	31,289.29
	18,311,916.02	4,840,110.47

40

	60,514,131.56	32,317,035.08
	3,362,529.16	6,500,229.01
	1,239,168.13	

	1,584,367.96	3,640,248.04	1,584,367.96
	343,137.11	3,465,630.09	343,137.11
	1,684,861.71	1,840,848.36	1,684,861.71
	3,588,992.41	8,946,726.49	3,588,992.41

1600000								
---------	--	--	--	--	--	--	--	--

2

	152,187,039.02
/	22,831,562.01
	423,407.90
	8,570,858.61
	10,740,823.25
	42,563,145.61

		100,000,000.00
		30,000,584.57
		130,000,584.57

4

		100,000,000.00
		15,790,000.00
		115,790,000.00

5

		18,270,000.00
		18,270,000.00

6

	49,990,695.72	

	35,651,147.54	17,746,088.12
	22,770,564.60	20,645,635.21
	4,352,044.16	3,174,339.37
	3,895,606.45	667,116.31
	-3,858.38	-318,377.09
	12,839,358.25	8,947.12
	67,297,451.78	30,298,276.30
	-630,949.76	-4,331,270.27
	-8,698,119.20	-3,931,544.20
	7,889,270.48	-8,154,469.42

3

	1,163,773,819.57	429,307,768.85
	472,735.60	905,460.43
	1,163,301,083.97	428,402,308.42
	1,163,773,819.57	429,307,768.85

50

	43,716,949.21	
	97,572,019.63	
	29,271,400.00	
	84,662,968.06	
--	156,073,140.68	
--	71,573,050.90	
	24,386,594.10	
	507,256,122.58	--

		40,000,000.00	11,329,858.27
			5,145,482.73
		126,000,000.00	144,743,282.41
			19,241,111.37
		35,325,000.00	29,271,400.00
		24,500,000.00	84,662,968.06
		60,000,000.00	71,573,050.90

51

1

--	--	--	--

	--	--	62,660,935.75
	9,060,656.74	6.8632	62,185,099.34
	259,037.96	1.8369	475,836.41
	--	--	

	500,000.00		

1600000	360,000.00		360,000.00
	10,000.00		10,000.00

"

69% 4,000 3500 2018
1 2019 2021 2,000
3
2 2018 7 18
2 3 1

n0@1@.C1@04

	69,935,566.08	69,935,566.08
	7,557,940.40	7,557,940.40
	222,386.04	222,386.04
	3,044.23	3,044.23
	37,652,195.41	37,652,195.41
	5,000,000.00	5,000,000.00
	19,500,000.00	19,500,000.00
	51,178,199.73	51,212,075.62
	15,865,241.92	15,875,743.44

1

1

				95.52%		
				100.00%		
				100.00%		
				100.00%		
				100.00%		
				100.00%		

				80.00%	20.00%	
				30.00%	30.00%	
				70.00%		
				100.00%		
				100.00%		
				63.30%		
				100.00%		
				51.08%		
				100.00%		
				100.00%		
()				100.00%		

			:	100.00%		

	40.00%	423,722.40		
	30.00%	-496,571.46		12,154,904.94
	35.00%	7,331,054.16		23,064,964.22

3

	608,983,414.13	32,999,148.40	641,982,562.53	95,384,912.73	1,900,000.00	97,284,912.73	655,996,980.60	31,374,693.76	687,371,674.36	146,346,180.76	2,850,000.00	149,196,180.76
	26,776,309.02	254,189,079.52	280,965,388.54	112,256,017.31	124,502,778.04	236,758,795.35	26,220,919.47	209,656,394.58	235,877,314.05	77,360,351.81	115,519,909.31	192,880,261.12

				30.60%	0.90%	
--	--	--	--	--------	-------	--

2

	/	/

	3,136,231.58	2,406,882.77	5,700,951.97	2,612,951.52
	2,566,AnF3.6	55,510,58F3.6	4,664,4153.6	60,576,371.81
	1,995,783.73	13,593,230.35	3,627,878.53	12,An5,971.43
	3,010,9963.6	8,190,870.23	5,846,3863.6	7,460,7543.6
	1,657,0253.6	-5,272,212.74	3,987,413.00	-6,190,7543.6
	1,657,0253.6	-5,272,212.74	3,987,413.00	-6,190,7543.6

1

100%

2

2017


12

1

1

2

3



831

	50,000,000.00	2018 03 16	2019 03 16	
	50,000,000.00	2018 03 23	2019 03 23	
	30,000,000.00	2018 04 02	2019 03 30	
	50,000,000.00	2018 04 28	2019 04 27	
	20,000,000.00	2018 05 02	2019 04 28	
	22,077,000.00	2018 01 19	2019 01 18	
	10,363,300.00	2018 02 02	2019 01 31	
	50,000,000.00	2018 03 16	2019 03 15	
	30,000,000.00	2018 03 23	2019 03 22	

		621.00		312.00	
		42,141.29			
		149,555.82			

2

		210,391.91	181,506.91
		4,500,000.00	
		7,407,590.24	

2018-085

2018-084

2018 4 2

2018 3 23

[2018]522

2018 3 23 24

12

24

2018 4 3

2018-026

2018

12

2019 3 23

2019-014

1

1

		-259,986.40

2

1

a

b

c

3

2

	853,364,591.22	1,155,594,471.21	286,877,638.45	8,012,455.13	524,260,071.34	1,779,589,084.67
	696,813,230.88	875,857,514.86	229,010,027.33	4,721,578.11	533,239,096.36	1,273,163,254.82
	63,422,359.58	85,884,191.64	25,356,612.86	-1,769,932.50	-8,979,025.02	163,914,206.56
	41,385,942.57	56,043,298.39	22,877,977.37	-1,680,925.53	-8,979,025.02	

2018 3 29

2018 4 25

2018

2018 3 30

2018 10 22

2018 10 23

2018-085

2018-084

1

1

2

1

	1,640,61	100.00%	1,640,61	100.00%		2,275,784	100.00%	2,275,784	100.00%	
	2.29		2.29			.21		.21		
1	1,640,61	100.00%	1,640,61	100.00%						
	2.29		2.29							

5	1,640,612.29
	1,640,612.29

2

	128,000.00
	506,471.92

3

	725,784.21	44.24	725,784.21
	469,232.38	28.60	469,232.38

3

1

		233,663,796.71	1	40.85%	
		108,718,336.52	1	19.01%	

1

44,090,748.16

	70,000,000.00			70,000,000.00		
	448,000,000.00			448,000,000.00		
	155,000,000.00			155,000,000.00		
	20,000,000.00			20,000,000.00		
	50,000,000.00			50,000,000.00		31,150,624.79
	5,000,000.00			5,000,000.00		
	5,000,000.00	27,000,000.00		32,000,000.00		
	20,000,000.00		20,000,000.00			

9.32

	56,099,18		39,289,32	-1,430,62						15,379,24	
	5.47		0.00	0.33						5.14	
		5,655,000		-770.49						5,654,229	
		.00								.51	

97,467,12
0.00

5

	-2,029,689.09	2,380,604.91
	164,341,246.48	52,216,744.01
	2,280,548.34	605,479.45
	164,592,105.73	55,202,828.37

1

	3,858.38	
	18,178,412.83	
	312,957.81	
	2,660,665.42	
	-13,311,535.50	
	1,176,653.84	

--	--	--	--

3

1

2

2018

2019 4 18